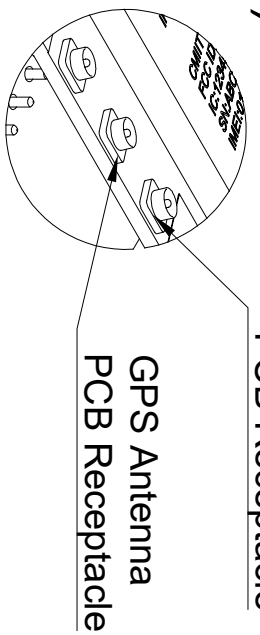


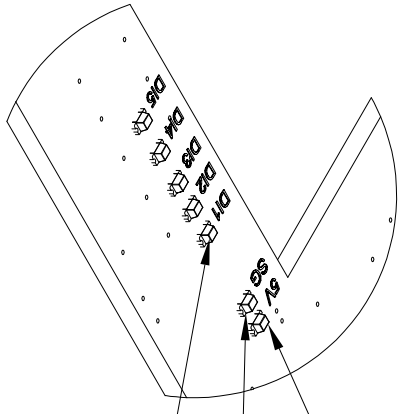
A (2:1)



LTE Antenna  
PCB Receptacle

GPS Antenna  
PCB Receptacle

B (2:1)



Power LED (Red)

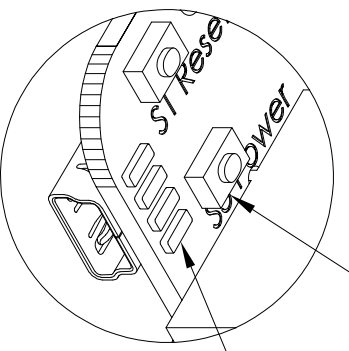
Signal LED (Blue)

Digital Input LED x 5 (Blue)

Compute Module Power Button

Compute Module  
Activity Indicators

C (2:1)



Dept.	Technical reference	Created by	Approved by	Rev.	Date of issue	Sheet
		Klajdi Pepa				1/1
	Document type	1/27/2023	Document status			
	Title	V3b Assembly	DWG No.			